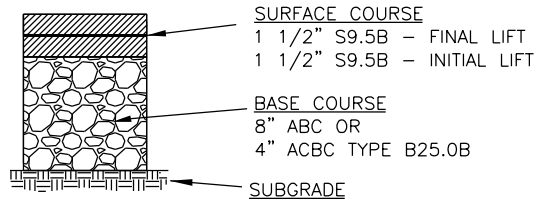
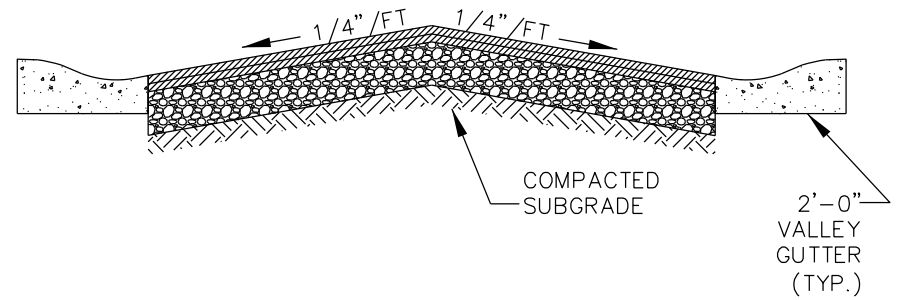


PLAN

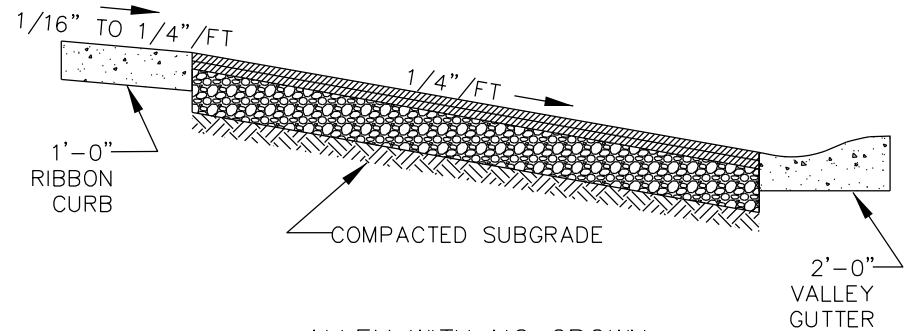
A - LESS THAN 60 DEGREES  
 B - LESS THAN 3 FEET OR GREATER THAN 20 FEET



TYPICAL PAVEMENT SECTION



ALLEY WITH NORMAL CROWN



ALLEY WITH NO CROWN

**NOTES:**

- ALLEYS SHALL BE CONSIDERED PRIVATE EASEMENTS AND WILL NOT BE ACCEPTED FOR MAINTENANCE.
- SUBGRADE SHALL BE COMPACTED TO PUBLIC STREET STANDARDS.
- STORM DRAINAGE (NOT SHOWN) SHALL BE PROVIDED AS NECESSARY.
- DETAIL APPLIES TO SINGLE- OR DOUBLE-LOADED ALLEYS. FOR SINGLE-LOADED ALLEYS, THERE SHALL BE A 20-FOOT CLEAR ZONE FREE OF CUT SLOPES, OBSTRUCTIONS, HEDGES, ETC. FROM THE LOADED SIDE EDGE OF PAVEMENT.
- RIBBON CURB TO BE TEN INCHES THICK.

NOT TO SCALE